

Insperty OrgPlus: Organize. Visualize. Strategize.

Insperty™ OrgPlus™ empowers businesses to easily visualize their workforce and make more informed decisions using dynamic, professional organizational charts and best-practice analytics to align your organization for success.

OrgPlus is the industry-leading software for automating the creation and publishing of professional organizational charts.

How We Help

Insperty OrgPlus helps you build a solid and definite organizational structure that better aligns your company, makes workflow more straightforward and ensures the greatest return on investment possible.

OrgPlus offers your company:

- Boardroom-quality charts with insightful workforce analysis tools to reveal key metrics
- Drag-and-drop functionality to plan organizational change and optimize your workforce
- A wide variety of publication options, including Word, HTML or navigable PDF and PowerPoint documents
- Standard, Professional or Premium editions to meet the needs of any small or medium-sized business

How We're Different

Businesses often use PowerPoint, Visio and Excel to analyze workforce data and produce org charts. These options lack advanced tools, such as drag and drop planning or in-depth workforce metrics analysis. OrgPlus helps you create and analyze professional org charts in less time, saving your staff valuable hours and providing added functionality to align your workforce with your business goals.



What's New in OrgPlus 2012

Welcome Panel: Get started faster with added visualization about your workforce.

Import Wizard: With fewer steps and decisions, our new Import Wizard saves you time.

Planning and Modeling: The new Staging Area helps organize employee boxes while planning staffing changes.

Custom Pre-Defined Reports: Save time with pre-defined reports or customize them for your needs.

Box Layout: Improved box preview presents a more accurate view before saving changes.

Field Inheritance: Direct reports can inherit fields from parent boxes, such as department, eliminating repetition.

Mac Support: OrgPlus 2012 runs on a Windows-powered Mac.*

*See Recommended Mac Specifications and additional software requirements.

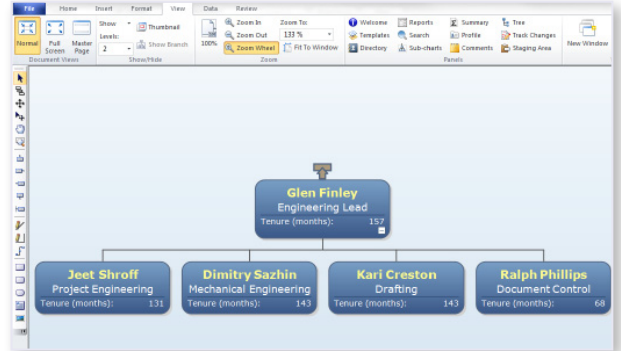
“OrgPlus has long been one of the most intuitive and powerful tools for producing organizational charts.”

– PC World Magazine



OrgPlus Standard

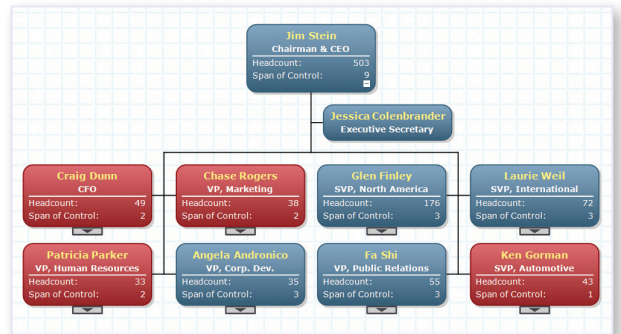
Our base-level charting program is designed for organizations with fewer than 100 employees and is the simplest way to create professional, boardroom-quality charts. Customize charts by applying 36 colorful, professionally designed templates. Analyze your data with easy, built-in reporting tools and conditional formatting to highlight relevant employees or data based on custom parameters. OrgPlus Standard also automatically updates chart layout for optimal display and printing functionality. Time-consuming steps to manually add or remove employees are eliminated.



Create and view custom analytics of your workforce to better align your company.

OrgPlus Professional

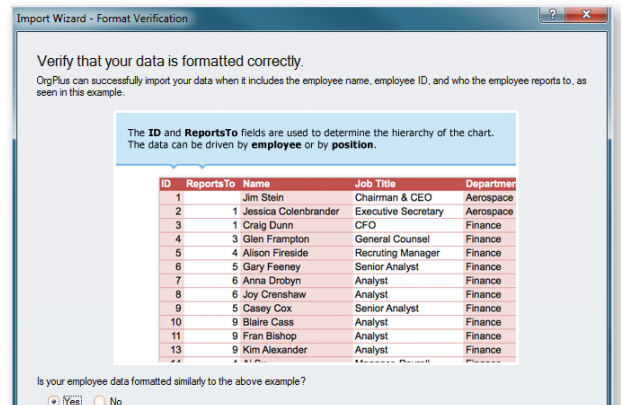
OrgPlus Professional adds automated importing and publishing functionality and is designed for organizations between 100-1,000 employees. All you need to do is map your data into OrgPlus fields and you can quickly import data from a variety of sources. Publish charts to PDF, PowerPoint or the Web. Automatically synchronize data so your chart is always current and schedule charts to automatically publish to your intranet, a network drive or via email distribution.



Easily view headcount and span of control.

OrgPlus Premium

For organizations between 100-1,000 employees, our most fully-featured OrgPlus offering, OrgPlus Premium, adds change tracking, robust reporting and archiving capabilities. Automatically generate personnel action notices, and track and archive detailed changes made to your chart.



The OrgPlus Import Wizard allows you to create charts with ease and saves you time.

“OrgPlus [is] the go-to app for creating organizational charts.”

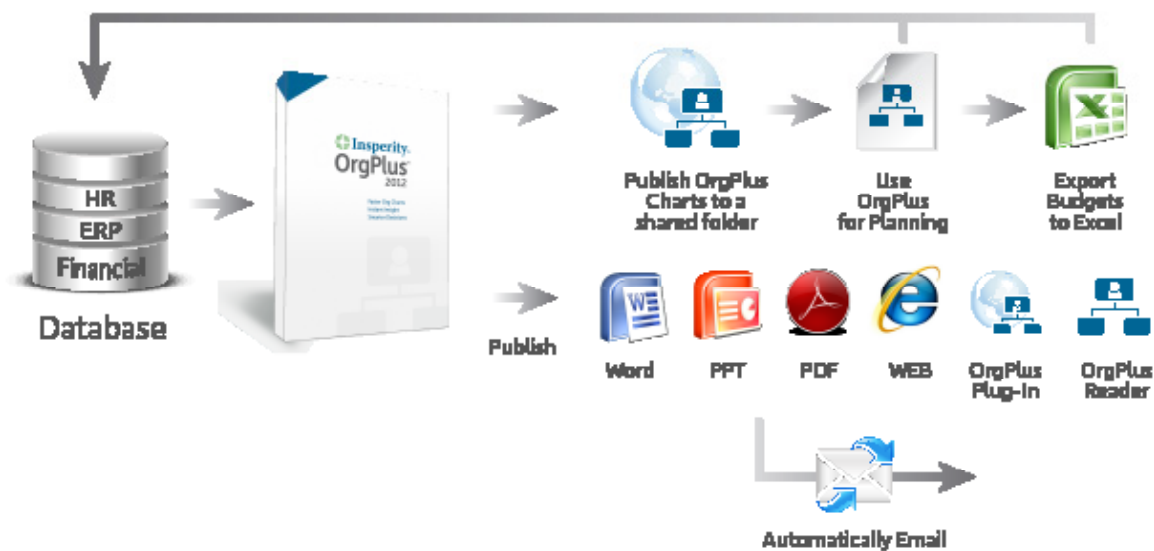
– Josh G., TechCrunch

	Standard Fewer than 100 Employees	Professional 100-1,000 Employees	Premium 100-1,000 Employees
Chart Creation			
Easily create professional, boardroom-quality charts	✓	✓	✓
Apply best-practice-based view or design templates	✓	✓	✓
Visualize HR metrics (e.g., salary or span of control)	✓	✓	✓
Intuitive Microsoft Office 2010-based user interface	✓	✓	✓
Improved Import Wizard brings in data from: Microsoft Excel, TXT/CSV, LDAP, ODBC DSN, OLE DB, Oracle, SAL (HR-OCI), SQL Server, Database Connection		✓	✓
Planning & Analysis			
Model scenarios for organizational change	✓	✓	✓
Analyze your data easily with built-in reporting tools	✓	✓	✓
Export chart data to Microsoft Excel	✓	✓	✓
Add or remove employees without rearranging chart	✓	✓	✓
Drag-and-Drop boxes to easily change chart		✓	✓
Formatting			
Automatically formats chart for optimal printing or display	✓	✓	✓
Symbols Library to replace text with easy-to-understand visuals	✓	✓	✓
Professionally designed templates and sample charts	✓	✓	✓
Smart Fields highlight data meeting user-defined conditions	✓	✓	✓
Conditional formatting highlights data meeting your criteria	✓	✓	✓
Printing & Publishing			
Create directories, phone and email lists for quick contact	✓	✓	✓
Print wall charts or booklets	✓	✓	✓
Print Preview to review chart before printing	✓	✓	✓
Publishing Wizard to configure publishing and printing options		✓	✓
Publish charts to PDF, Word, PowerPoint and the Web		✓	✓
Publish charts in navigable PDF with clickable arrows		✓	✓
Publish Charts in HTML for websites and intranet		✓	✓
Scheduled Publishing to Web, intranet, shared drive or email		✓	✓
Data Automation			
Advanced Import features for data filtering and sorting		✓	✓
Hierarchy Mapper to manage unassigned positions or groups		✓	✓
Change Log catalogues all changes made to your charts		✓	✓
Scheduled Data Sync with source data to keep charts up-to-date		✓	✓
Generate personnel action notices and detailed action reports			✓
Reporting			
Track organizational changes with a full audit trail			✓
Pre-defined, automatically updated reports for quick decisions			✓
Change Summary Reports list details of all chart changes			✓
Training & Support			
Free 30-day trial period	✓	✓	✓
Updated tutorials that make even advanced features easy to use	✓	✓	✓

All versions available in English, German, French and Spanish

altula™

877-908-2113 | altula.com



Import information from any standard back-end system database or spreadsheet to build and update your chart. Communicate quickly and in any format by publishing your org charts to Word, PDF, PowerPoint or the Web in one click. Set up automatic chart refreshes and distributions.

System Requirements

Minimum

- Windows® XP
- 500 megahertz or faster
- 256MB of RAM or higher
- 80MB of available hard drive space
- 1024 x 768 resolution screen
- MS Office 2003 (SP2)
- Publish to HTML: Internet Explorer 8, Firefox, Chrome, Safari

Recommended

- Windows® 7 or higher
- 1.0 gigahertz or faster
- 1GB of RAM (2GB for 10k boxes, 4GB for 30k boxes)
- 100MB of available hard drive space
- 1280 x 1024 resolution screen
- MS Office 2010
- Publish to HTML: Internet Explorer 8, Firefox, Chrome, Safari

Recommended Mac Specifications

- Windows® 7 or higher
- Mac OS X v 10.5.6 or later when using VMware Fusion 3
- Microsoft Windows 7 operating system
- Intel-based Mac computer
- 4 GB RAM
- 25 GB available hard disk space

Get Started Today

Learn more about using OrgPlus to better plan, organize and manage your workforce. Visit us online at altula.com or call us toll free at **877-908-2113**.

“OrgPlus Professional is an attractive and intuitive solution to managing organization charts.”

– CNET Editor Review 

CNET editor's rating:



Altula is the exclusive international distributor of OrgPlus, providing sales and support to OrgPlus customers and resellers outside the United States.

altula™

877-908-2113 | altula.com